

CITROËN XANTIA EQUIPMENT SPECIFICATION

Estate

STANDARD ON ALL SALOON & ESTATE MODELS

EXTERIOR FEATURES

Two speed windscreen wipers with intermittent wipe (except on SX, Exclusive and Activa)

Rear intermittent wash/wipe

Heated rear window with automatic cut-off

Tinted windows

Locking fuel filler cap

3-piece bumpers

Uniform spare wheel

LIGHTING

Complex surface headlamps

Twin rear fog lamps

Twin reversing lamps

Boot light

SAFETY & SECURITY

Third brake light

Height adjustable front seat belts

2-point centre rear seat-belt (3-point on estate)

Fuel cut-off device (petrol models only)

ABS

INTERIOR

INSTRUMENTATION

'Lights on' warning buzzer

'Key in lock' warning buzzer

Dimmable instrument panel illumination

Door open warning display

Speedometer with trip recorder, tachometer & fuel gauge

Warning lights for low fuel, low oil pressure, battery charge state, water temperature

Displays for headlamps and main beam on, indicators on, rear fog lamps on, hazard warning lights on, heated rear screen on, handbrake on

COMFORT

Windscreen mounted ticket clip

Grab handles and rear coat hooks

Adjustable front sunvisors with courtesy mirrors (covered on driver's side)

Internally adjustable door mirrors, day and night rear view mirror

Cigar lighter and ashtrays

SEATING

Reclining front seats

Height adjustable front head restraints

Driver's clutch foot rest

STORAGE

Lockable glove box

Front and rear door pockets

Two boot storage facilities

ENGINE

	LX	SX	Excl
1.8i 16V (112bhp)	●		
2.0i 16V (135bhp)		●	
2.0i 16V Auto (135bhp)		●	●
2.0i Turbo (150bhp)			●
1.9 TD (90bhp)	●	●	
1.9 TD Auto (90bhp)	●	●	●
2.0i HDi (110bhp)	●	●	●

SPECIAL EQUIPMENT

	LX	SX	Excl
Power assisted steering	●	●	●
ABS	●	●	●
Cruise control		○ ¹	● ¹
Air conditioning with automatic temperature control	●	●	●
Electric sunroof	○ ²	○ ²	●
Trafficmaster™ Oracle	●	●	●
Electric front windows	●	●	●
Electric drivers window with 'one touch' operation	●	●	●
Electric rear windows		●	●
Automatic front wiper		●	●
Wide angled driver's door mirror	●	●	●
Electrically operated passenger door mirror	●	●	●
Electrically adjustable and heated door mirrors		●	●
Indexable passenger door mirror			●
Four alloy wheels		○	●

EXTERIOR STYLING

	LX	SX	Excl
Body colour painted bumpers	●	●	●
Body colour painted door mirror housings	●	●	●
Body colour painted side mouldings	●	●	●
Full width wheel trims (steel wheels)	●	●	

LIGHTING

	LX	SX	Excl
Front fog lights	●	●	●
Complex surface headlamps	●	●	●
Footwell lighting			●

SAFETY & SECURITY

	LX	SX	Excl
Driver, front passenger and front lateral airbags	●	●	●
Front seat belt pre-tensioners with force-limiters	●	●	●
Front door energy absorbing side impact protection with all-round side impact bars	●	●	●
Self-levelling suspension	●	●	●
Computer controlled self-levelling suspension			●
High frequency remote control central locking	●	●	●
Transponder immobiliser	●	●	●
Anti-theft alarm and deadlocks	●	●	●
Third brake light	●	●	●
Rear door child safety lock	●	●	●
3-point central rear seat-belt	●	●	●
High pressure headlamp washer jets			●
Heated windscreen washer jets			●

INTERIOR

INSTRUMENTATION

	LX	SX	Excl
Rev counter	●	●	●
Digital clock with date and exterior temperature display	●	●	●
Maintenance indicator	●	●	●
Oil temperature gauge			●
Oil level warning	● ³	● ³	●

COMFORT

	LX	SX	Excl
Height adjustable steering wheel	●	●	●
Leather bound steering wheel			●
Courtesy lights with delayed extinction	●	●	●
Passenger sunvisor with covered & illuminated mirror			●
Front map reading lamps (2)	●	●	●
Rear map reading lamps (2)			●

SEATING

	LX	SX	Excl
'Universe' velour upholstery	●		
'Pessoa' velour/Alcantara® upholstery		●	
Leather upholstery			●
Driver's seat height/lumbar adjustment	●/-	●/-	●
Electric front seat adjustment driver/passenger			●
Height adjustable front head restraints			
Height and tilt adjustable front head restraints	●	●	●
Height and tilt adjustable rear head restraints (3)	●	●	●
Heated front seats			●
Front sports seats			●
Split folding rear seat (2/3-1/3)	●	●	●
Front central armrest (driver)		●	●
Rear central armrest	●	●	●

STORAGE

	LX	SX	Excl
Illuminated and lockable lower glove box	●	●	●
Front seat back pockets	●	●	●
Rear door pockets	●	●	●
Front door lidded bins	●	●	●
Protective boot net	□	□	●

IN-CAR

ENTERTAINMENT

	LX	SX	Excl
4035 stereo radio cassette with RDS, 6 speakers and remote controls	●	●	●
6 CD autochanger	○	●	●

OPTION SUMMARY

	LX	SX	Excl
Cruise control		○ ¹	● ¹
Air conditioning with automatic temperature control	●	●	●
Electric sunroof	○ ²	○ ²	●
Trafficmaster™ Oracle	●	●	●
6 CD autochanger	○	●	●
Protective boot net	□	□	●
Four Alloy wheels		○	●
Metallic/Pearlescent paint	○	○	◆
Roof rails guttering	●	●	●

● = Standard, ○ = Option, □ = Accessory, ◆ = No cost option

¹ Petrol automatic models only

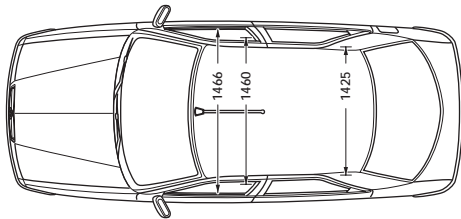
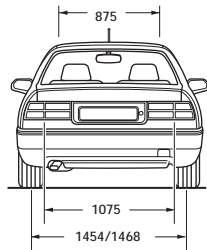
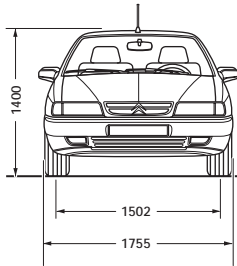
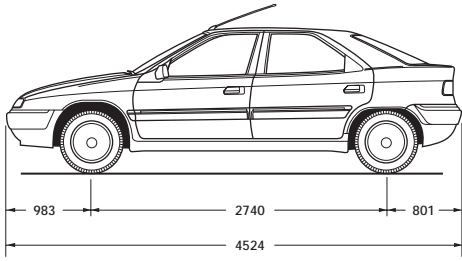
² In addition to/or in lieu of standard air conditioning

³ Diesel models only

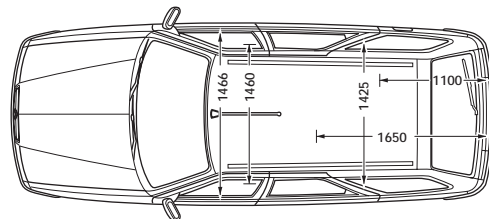
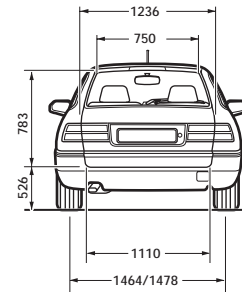
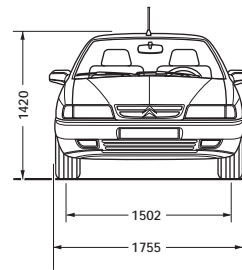
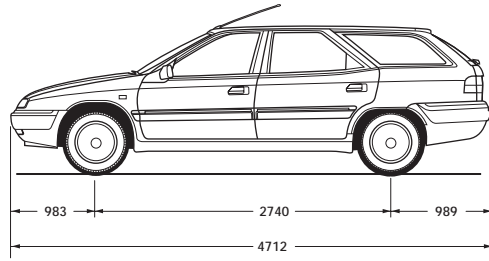
Dimensions

Measurements in millimetres

Saloon



Estate



CITROËN

CITROËN XANTIA



February 1999



CITROËN XANTIA EQUIPMENT SPECIFICATION

Saloon

ENGINE AVAILABILITY	X	LX	SX	Exclusive	Activa
1.8i 16V (112bhp)	●	●	●		
1.8i 16V Auto (112bhp)		●	●		
2.0i 16V (135bhp)			●	●	
2.0i 16V Auto (135bhp)			●	●	
2.0i Turbo (150bhp)					●
3.0i V6 Auto (194bhp)				●	
1.9 TD (90bhp)	●	●	●		
1.9 TD Auto (90bhp)		●	●	●	
2.0 HDi (110bhp)		●	●	●	
SPECIAL EQUIPMENT					
Power assisted steering	●	●	●	●	●
ABS	●	●	●	●	●
Cruise control		○ ¹	○ ¹	● ¹	
Air conditioning with automatic temperature control	○	●	●	●	●
Trafficmaster™ Oracle	○	●	●	●	●
Electric sunroof	●	○ ²	○ ²	●	○ ²
Electric front windows	●	●	●	●	●
Electric drivers window with 'one touch' operation	●	●	●	●	●
Electric rear windows			●	●	●
Automatic front wiper			●	●	●
Wide angled driver's door mirror	●	●	●	●	●
Electrically operated passenger door mirror	●	●	●	●	●
Electrically adjustable and heated door mirrors			●	●	●
Indexable passenger door mirror				●	
Four alloy wheels			○	●	●
EXTERIOR					
STYLING					
Body colour painted bumpers	●	●	●	●	●
Body colour painted door mirror housings	●	●	●	●	●
Body colour painted side mouldings	●	●	●	●	●
Body colour rear spoiler			●		●
Full width wheel trims (steel wheels)	●	●	●		
LIGHTING					
Front fog lights	●	●	●	●	●
Complex surface headlamps	●	●	●	●	●
Footwell lighting				●	●
SAFETY & SECURITY					
Driver, front passenger and front lateral airbags	●	●	●	●	●
Front seat belt pre-tensioners with force-limiters	●	●	●	●	●
Front door energy absorbing side impact protection with all-round side impact bars	●	●	●	●	●
Self-levelling suspension	●	●	●	●	●
Computer controlled self-levelling suspension				●	●
Active Roll Control System (ARCS)					●
High frequency remote control central locking	●	●	●	●	●
Transponder immobiliser	●	●	●	●	●
Anti-theft alarm and deadlocks		●	●	●	●
Third brake light	●	●	●	●	●
Rear door child safety locks	●	●	●	●	●
High pressure headlamp washer jets				●	○ ³
Heated windscreen washer jets				●	○ ³

INTERIOR

INSTRUMENTATION	X	LX	SX	Exclusive	Activa
Rev counter	●	●	●	●	●
Digital clock with date and exterior temperature display	●	●	●	●	●
Maintenance indicator	●	●	●	●	●
Oil temperature gauge				●	●
Oil level warning	● ⁴	● ⁴	● ⁴	●	●
COMFORT					
Height adjustable steering wheel	●	●	●	●	●
Leather bound steering wheel				●	●
Courtesy lights with delayed extinction	●	●	●	●	●
Passenger sunvisor covered and illuminated with mirror				●	●
Front map reading lamps (2)	●	●	●	●	●
Rear map reading lamps (2)				●	●
SEATING					
'Universe' velour upholstery	●	●			
'Pessoa' velour/Alcantara® upholstery			●		
Leather upholstery				●	○
'Geneva' velour upholstery					●
Driver's seat height/lumbar adjustment		●/-	●/-	●	●
Electric front seat adjustment Driver/Passenger				●/●	●/-
Height adjustable front head restraints	●				
Height and tilt adjustable front head restraints		●	●	●	●
Height and tilt adjustable rear head restraints	●	●	●	●	●
Heated front seats				●	
Front sports seats				●	●
Split folding rear seat (2/3-1/3)	●	●	●	●	●
Front central armrest				●	
Rear central armrest with ski through load facility	●	●	●	●	●
STORAGE					
Illuminated and lockable lower glove box	●	●	●	●	●
Front seat back pockets	●	●	●	●	●
Rear door pockets	●	●	●	●	●
Front door lidded bins	●	●	●	●	●
Protective boot net	□	□	□	□	●
IN-CAR ENTERTAINMENT					
4035 stereo radio cassette with RDS, 6 speakers and remote controls	●	●	●	●	●
6 CD autochanger	○	○	●	●	●
OPTION SUMMARY					
Cruise control		○ ¹	○ ¹	● ¹	
Air conditioning with automatic temperature control	○	●	●	●	●
Electric sunroof	●	○	○ ²	●	○ ²
Trafficmaster™ Oracle	○	●	●	●	●
Leather upholstery				●	○
6 CD autochanger	○	○	●	●	●
Winter pack: heated front seats, headlamp washer jets, heated windscreen washer jets, washer level indicator				●	○
Protective boot net	□	□	□	□	●
Alloy wheels			○	●	●
Metallic/Pearlescent paint	○	○	○	◆	◆

● = Standard, ○ = Option available on special order, □ = Accessory, ◆ = No cost option

¹ Petrol automatic models only

² In addition to or in lieu of standard air conditioning

³ Part of "winter pack" option

⁴ Diesel models only

CITROËN XANTIA TECHNICAL SPECIFICATION

Saloon

ENGINE	1.8i 16V	1.8i 16V Auto	2.0i 16V	2.0i 16V Auto	2.0i Turbo	3.0i V6	1.9 TD	1.9TD Auto	2.0 HDi
Capacity (cc)	1761	1761	1998	1998	1998	2946	1905	1905	1997
Cylinders	4 in line	4 in line	4 in line	4 in line	4 in line	V6	4 in line	4 in line	4 in line
Bore and stroke (mm)	83x81.4	83x81.4	86x86	86x86	86x86	87x82.6	83x88	83x88	85x88
Compression ratio	10.4:1	10.4:1	10.4:1	10.4:1	8.0:1	10.5:1	21.8:1	21.8:1	TBA
Max Power DIN (hp/rpm)	112/5500	112/5500	135/5500	135/5500	150/5300	194/5500	90/4000	90/4000	110/4000
Max Torque DIN (lb ft/rpm)	114/4250	114/4250	133/4200	133/4200	173/2500	197/4000	145/2250	145/2250	184/1750
Cooling system	Liquid with electric cooling fans								
Fuel system	Multipoint electronic fuel injection						Diesel indirect injection	Diesel direct injection common rail	
TRANSMISSION									
5-speed Manual	●		●		●		●		●
4-speed Automatic		●		●		●		●	
Clutch Type	Mechanically operated single dry disc with diaphragm spring. Hydraulic on 2.0i Turbo and 2.0 HDi.								
PERFORMANCE (All figures driver alone)									
Max Speed (mph)	121	116	126	121	132	140	110	109	119
0-62mph (secs)	10.8	13.1	10.0	11.6	9.5	8.9	12.7	13.8	11.2
Standing 400m (secs)	17.4	19.0	16.8	18.2	16.7	16.4	18.5	19.2	17.7
Standing 1000m (secs)	32.3	34.6	31.4	33.0	30.6	29.8	34.6	35.6	33.1
ECONOMY Litres/100km (mpg)									
Urban cycle	12.2 (23.2)	12.9 (21.9)	12.9 (21.9)	13.9 (20.3)	13.9 (20.3)	17.2 (16.4)	9.3 (30.4)	11.5 (24.6)	7.3 (38.7)
Extra urban	6.7 (42.2)	6.8 (42.8)	6.9 (40.9)	7.0 (40.4)	7.6 (37.2)	8.4 (33.6)	5.5 (51.4)	6.0 (47.1)	4.5 (62.8)
Combined	8.7 (32.5)	8.9 (31.7)	9.1 (31.0)	9.5 (29.7)	9.9 (28.5)	11.6 (24.4)	6.9 (40.9)	8.0 (35.3)	5.5 (51.4)
NB official Government test fuel consumption figures.									
CO2 EMISSIONS (g/km)	209	217	219	232	237	281	181	223	150
WHEELS AND TYRES									
X, LX, SX									
15" steel wheels with 185.65 R15T XT2 tyres	●	●					●		
15" steel wheels with 185.65 R15H XH1 tyres			●	●					
15" steel wheels with 205.60 R15H XH1 tyres								●	●
Exclusive, Activa									
15" alloy wheels with 185.65 R15H XH1 tyres			●	●					
15" alloy wheels with 205.60 R15H XH1 tyres								●	●
15" alloy wheels with 205.60 R15V MXV3A tyres					●	●			
WEIGHTS kg									
Unladen weight	1264	1286	1320	1340	1426	1496	1312	1336	1436
Max laden weight	1770	1810	1840	1850	1930	1960	1840	1870	1910
Max towing weight (with brakes)	1500	1500	1500	1500	1500	1500	1500	500	1500
Max tow hitch download	85	85	85	85	85	85	85	85	85
Max roof rack load	75	75	75	75	75	75	75	75	75
BRAKES	ABS standard on all models								
STEERING	Rack and pinion power steering								
Number of turns lock to lock	3.0								
Turning circle between kerbs (m)	11.4								
FUEL TANK CAPACITY	65 litres (14.3 gallons)								
LOAD SPACE VOLUMES (litres)									
Seats up	480								
Seats down	1405								

CITROËN XANTIA TECHNICAL SPECIFICATION

Estate

ENGINE	1.8i 16V	2.0i 16V	2.0i 16V Auto	2.0i Turbo	1.9 TD	1.9TD Auto	2.0 HDi
Capacity (cc)	1761	1998	1998	1998	1905	1905	1997
Cylinders	4 in line	4 in line	4 in line	4 in line	4 in line	4 in line	4 in line
Bore and stroke (mm)	83x81.4	86x86	86x86	86x86	83x88	83x88	85x88
Compression ratio	10.4:1	10.4:1	10.4:1	8.0:1	21.8:1	21.8:1	TBA
Max Power DIN (hp/rpm)	112/5500	135/5500	135/5500	150/5300	90/4000	90/4000	110/4000
Max Torque DIN (lb ft/rpm)	114/4250	133/4200	133/4200	173/2500	145/2250	145/2250	184/1750
Cooling system	Liquid with electric cooling fan(s)						
Fuel system	Multipoint electronic fuel injection			Diesel indirect injection		Diesel direct injection common rail	
TRANSMISSION							
5-speed Manual	●	●		●	●		●
4-speed Automatic			●			●	
Clutch type	Mechanically operated single dry disc with diaphragm spring. Hydraulic on 2.0i Turbo and 2.0 HDi.						
PERFORMANCE (All figures driver alone)							
Max Speed (mph)	117	123	120	127	107	107	116
0-62mph (sec)	11.1	10.3	12.0	9.8	14.1	14.2	11.4
Standing 400m (secs)	17.7	17.2	18.4	16.8	19.1	19.4	17.8
Standing 1000m (secs)	32.8	31.9	33.8	31.2	36.0	35.9	33.4
ECONOMY L/100km (mpg)							
Urban cycle	12.4 (22.8)	13.2 (21.4)	14.0 (20.2)	14.2 (19.9)	9.4 (30.1)	11.6 (24.4)	7.5 (37.7)
Extra urban	7.0 (40.4)	7.2 (39.2)	7.1 (39.8)	7.7 (36.7)	5.6 (50.4)	6.1 (46.3)	4.7 (60.1)
Combined	9.0 (31.4)	9.4 (30.1)	9.6 (29.4)	10.1 (28.0)	7.0 (40.4)	8.1 (34.9)	5.7 (49.6)
NB official Government test fuel consumption figures.							
CO ₂ EMISSIONS (g/km)	214	223	234	241	183	225	156
WHEELS AND TYRES							
LX, SX							
15" steel wheels with 185.65 R15T XT2 tyres	●				●		
15" steel wheels with 185.65 R15H XH1 tyres		●	●				
15" steel wheels with 205.60 R15H XH1 tyres						●	●
Exclusive							
15" alloy wheels with 185.65 R15H XH1 tyres			●				
15" alloy wheels with 205.60 R15H XH1 tyres						●	●
15" alloy wheels with 205.60 R15V MXV3A tyres				●			
WEIGHTS kg							
Unladen weight	1312	1368	1388	1435	1360	1389	1484
Max laden weight	1870	1940	1910	1980	1910	1980	2010
Max towing weight (with brakes)	1500	1500	1500	1500	1500	500	1500
Max tow hitch download	85	85	85	85	85	85	85
Max roof rack load	75	75	75	75	75	75	75
BRAKES	ABS standard on all models						
STEERING	Rack and pinion power steering						
Number of turns lock to lock	3.0						
Turning circle between kerbs (m)	11.4						
FUEL TANK CAPACITY	65 litres (14.3 gallons)						
LOAD SPACE VOLUMES (litres)							
Seats up	618						
Seats down	1690						