

CITROËN XM EQUIPMENT SPECIFICATION

Estate

STANDARD ON ALL SALOON & ESTATE MODELS	ENGINE AVAILABILITY	V SX	
EXTERIOR FEATURES	2.0i 16V Auto (135bhp)	●	
	2.0i Turbo Auto (150bhp)	●	
	2.1 TD Auto (110bhp)	●	
	2.5 TD (130bhp)	●	
	SPECIAL EQUIPMENT	Power assisted steering	●
		ABS	●
		Cruise control	●
		Air conditioning with automatic temperature control	●
		Electric sunroof	○
		Electric front windows	●
		Electric driver's window with 'one touch' operation	●
		Electric rear windows with isolation switch	●
		Electrically adjustable and heated door mirrors	●
		Indexable passenger door mirror	●
	Four alloy wheels	○	
	LIGHTING	EXTERIOR STYLING	
		Body colour painted door mirror housings	●
		Integral roof rails	●
		Full width wheel trims (steel wheels)	●
		LIGHTING	
Front fog lamps		●	
Complex surface headlamps		●	
SAFETY AND SECURITY			
Driver's airbag		●	
Front passenger airbag		●	
Lateral airbags	●		
Front seat belt pre-tensioners	●		
Side impact protection	●		
Computer controlled self-levelling suspension	●		
High frequency remote control central locking with deadlocks	●		
Coded engine immobiliser	●		
Anti-theft alarm	●		
High level third brake light	●		
Child safety locks	●		
INTERIOR INSTRUMENTATION	INTERIOR INSTRUMENTATION		
	Rev counter	●	
	Digital clock with exterior temperature display	●	
	Water temperature gauge	●	
	LCD information/warning display panel with I.C.E. display (24 messages)	●	
	Multi function trip computer (instant fuel consumption, average fuel consumption, average speed, miles to go)	●	
	COMFORT		
	Rake/reach adjustable steering wheel	●	
	Partial polished wood trim (ashtray cover and storage compartment)	●	
	Courtesy lights with delayed extinction	●	
Passenger sunvisor with covered & illuminated mirror	●		
Front and rear map reading lamps (2)	●		
Kerbside door illumination/Four warning lights	●		
SEATING			
'Tiber' velour upholstery	●		
Leather upholstery	○		
Driver's seat height adjustment	●		
Electric front seat height adjustment	●		
Height and tilt adjustable front & rear head restraints	●		
Split folding rear seat (2/3 - 1/3)	● ¹		
Rear central armrest	●		
STORAGE			
Illuminated and lockable glove box	●		
Front seat back pockets	●		
Storage compartments:			
- under front centre armrest	●		
- under front elbow rests			
- under rear elbow rests			
IN-CAR ENTERTAINMENT			
Philips 3040 Stereo radio/cassette with RDS, EON, auto reverse, dolby NR, security coding. Full compatibility with CD Autochanger. Remote control facility. 100W audio output. 6 speakers.	●		
CD Autochanger	□		
OPTION SUMMARY			
Leather upholstery	○		
CD Autochanger	□		
Electric sunroof	○		
Four alloy wheels	○		
Metallic/Pearlescent paint	◆		
SAFETY & SECURITY	COMFORT		
	High level third brake light		
	Height adjustable front seat belts with seat mounted buckle		
	2-point centre rear seat belt		
	Fuel cut-off device		
	INTERIOR		
	INTERIOR INSTRUMENTATION		
	'Lights on' warning buzzer		
	Dimmable instrument panel illumination		
	Door open warning display		
Speedometer with trip recorder, tachometer & fuel gauge			
Warning lights for low fuel, low oil pressure, battery charge state, low wash bottle level, low coolant level, high coolant temperature, low hydraulic pressure			
Displays for headlamps and main beam on, indicators on, rear fog lamps on, hazard warning lights on, heated rear screen on, handbrake on, brake pad wear			
COMFORT			
Lateral and vertical face level vents and side window demist controls			
Adjustable front sunvisors with courtesy mirrors (covered on driver's side)			
Third centre sunvisor			
Internally adjustable door mirrors, day and night rear view mirror			
Front and rear map reading lights			
Front and rear courtesy lights with delayed extinction			
Front and rear cigar lighters and ashtrays			
Grab handles and rear coat hooks			
SEATING			
Fully reclining front seats with fore/aft adjustment			
Driver's seat height adjustment			
Driver's clutch foot rest			
STORAGE			
Lockable glove box			
Front and rear door pockets			
Two boot storage facilities			

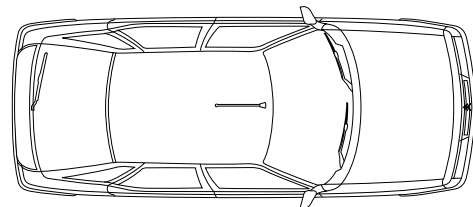
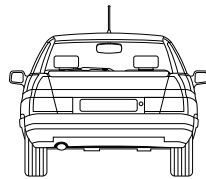
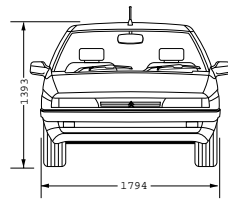
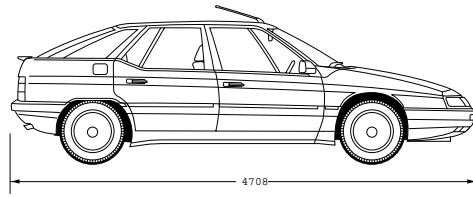
● Standard ○ Option □ Dealer fit accessory ◆ No cost option

1 = Not available when leather option is to be taken


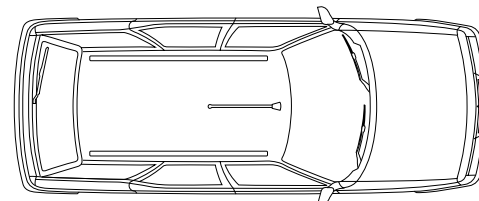
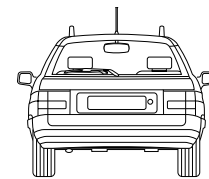
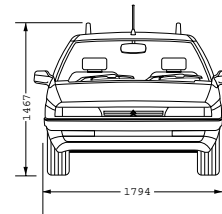
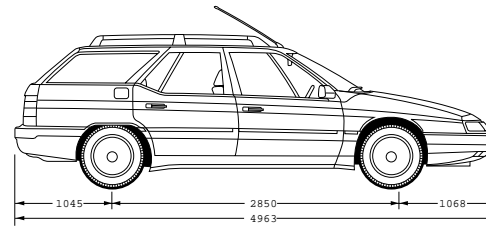
Dimensions

Measurements in millimetres

Saloon



Estate



CITROËN

K7135

Citroën UK Ltd., 221 Bath Road, Slough, Berkshire SL1 4BA

NOTE: Every endeavour has been made to ensure that the information and details contained in this specification insert were accurate at the time of going to press 20.10.98. However the company reserves the right, while preserving the essential characteristics of the models described, to introduce at any time modifications, changes of details, equipment or accessories as may be considered necessary to improve the models described or for any other reason of a constructional or operational nature. Every effort will be made to bring the insert up to date from time to time, but in order to avoid any misunderstandings any person interested should enquire of the company or its agents as to whether there have been material alterations since the date of the issue of this insert. Specification of all models refers to cars produced from 1st October 1998.

CITROËN XM



October 1998



CITROËN XM TECHNICAL SPECIFICATION

Saloon

ENGINE	2.0i 16V	2.0i Turbo	3.0i V6	2.1 Turbo D	2.5 Turbo D
Cubic Capacity (cc)	1998	1998	2946	2088	2446
Cylinders	4 in line	4 in line	6 in Vee	4 in line	4 in line
Bore and stroke (mm)	86x86	86x86	87x82.6	85x92	92x92
Compression ratio	10.4:1	8.0:1	10.5:1	21.5:1	22:1
Max. power DIN, (hp/rpm)	135/5500	150/5300	194/5500	110/4300	130/4300
Max. torque DIN, (lb ft/rpm)	133/4200	173/2500	197/4000	184/2000	217/2000
Cooling system	Liquid with electric cooling fans				
Fuel system	Bosch MP5.2 Multipoint Injection	Bosch MP3.2 Multipoint Injection	Bosch 7.0 Injection	Bosch Indirect Injection	Computer controlled Bosch Indirect Injection
Ignition	Static Solid State	Static Solid State	Computer controlled	Compression Ignition	Compression Ignition
TRANSMISSION					
5-speed Manual	○	○	-	○	●
4-speed Automatic	●	●	●	●	
Clutch Type	Mechanically operated single dry disc with diaphragm (Hydraulic on 2.5 TD)				
PERFORMANCE (All figures driver alone)					
Maximum speed (mph)	126	129	143	117	125
0-62 mph (secs)	13.0	10.6	9.2	12.3	11.2
ECONOMY Litres / 100km (mpg)					
Urban cycle	15.7(18.0)	16.4(17.2)	18.0(15.7)	12.1(23.3)	10.9(25.9)
Extra urban	7.5(37.7)	8.0(35.3)	8.4(33.6)	6.5(43.5)	5.9(47.9)
Combined	10.5(26.9)	11.1(25.4)	11.9(23.7)	8.5(33.2)	7.7(36.7)
NB: Official Government Test Fuel Consumption Figures.					
CO ₂ EMISSIONS (g/km)	255	258	284	235	205
WHEELS AND TYRES	VSX	VSX	Exclusive	VSX Exclusive	Exclusive
15" steel wheels with 195/65-R15 tyres	●				
15" steel wheels with 205/60-R15 tyres		●		●	
Four 15" alloy wheels with 195/65-R15 tyres	○				
Four 15" alloy wheels with 205/60-R15 tyres		○		●	
Four 15" alloy wheels with 205/65-R15 tyres			●		●
● Standard Equipment ○ Option at extra cost					
WEIGHTS kg					
Unladen weight	1458	1487	1591	1493	1580
Payload	587	548	534	582	550
Maximum laden weight	2045	2035	2125	2075	2130
Max. trailer weight braked	1300	1300	1500	1500	1500
Max. tow hitch download	110	110	110	110	110
Max. roof rack load	80	80	80	80	80
BRAKES	Dual circuit, high pressure hydraulic system with discs all round - ventilated at the front. Brake pressure on rear wheels regulated according to load on rear suspension. Electronic ABS standard on all models.				
STEERING	Power assisted - Rack and pinion				
Turns lock to lock	3.17				
Turning circle between kerbs (m)	11.60				
SUSPENSION	Computer-controlled Hydractive II suspension system with switch on centre console for selection of normal or sport mode. All independent MacPherson type struts at the front and trailing arms at the rear, complemented by front and rear anti-roll bars. Constant ride height maintained regardless of load, with lever on centre console enabling variation of ground clearance and facilitating wheel changes.				
FUEL TANK CAPACITY	80 litres (17.6 gallons)				
LOAD SPACE VOLUMES (Litres)					
Seats up	540 (19.1 cu ft)				
Seats down	1530 (54.0 cu ft)				
INSURANCE GROUP RATINGS	VSX 14	VSX 15	Exclusive 15	VSX 14 Exclusive 14	Exclusive 14

CITROËN XM TECHNICAL SPECIFICATION

Estate

ENGINE	2.0i 16V	2.0i Turbo	2.1 Turbo D	2.5 Turbo D
Cubic Capacity (cc)	1998	1998	2088	2446
Cylinders	4 in line	4 in line	4 in line	4 in line
Bore and stroke (mm)	86x86	86x86	85x92	92x92
Compression ratio	10.4:1	8.0:1	21.5:1	22:1
Max. power DIN (hp/rpm)	135/5500	150/5300	110/4300	130/4300
Torque DIN (lb ft/rpm)	133/4200	173/2500	184/2000	217/2000
Cooling system	Liquid with electric cooling fans			
Fuel system	Bosch MP5.2 Multipoint Injection	Bosch MP3.2 Multipoint Injection	Bosch Indirect Injection	Computer controlled Bosch Indirect Injection
Fuel type	Unleaded Only	Unleaded Only	Diesel	Diesel
Ignition	Static Solid State	Static Solid State	Compression Ignition	Compression Ignition
TRANSMISSION				
5 speed Manual				●
4-speed Automatic	●	●	●	
Clutch Type	Mechanically operated single dry disc with diaphragm (Hydraulic on 2.5 TD)			
PERFORMANCE (All figures driver alone)				
Maximum speed (mph)	118	126	112	119
0-62 mph (secs)	13.7	11.4	13.3	11.7
ECONOMY Litres / 100km (mpg)				
Urban cycle	15.7(18.0)	16.4(17.2)	12.3(23.0)	10.9(25.9)
Extra urban	7.5(37.7)	8.0(35.3)	6.6(42.8)	5.9(47.9)
Combined	10.5(26.9)	11.1(25.4)	8.7(32.5)	7.7(36.7)
NB: Official Government Test Fuel Consumption Figures.				
CO ₂ EMISSIONS (g/km)	255	258	240	205
WHEELS AND TYRES				
15" steel wheels with 195/65-R15 tyres	●			
15" steel wheels with 205/60-R15 tyres		●		
15" steel wheels with 205/65-R15 tyres			●	●
Four 15" alloy wheels with 195/65-R15 tyres	○			
Four 15" alloy wheels with 205/60-R15 tyres		○		
Four 15" alloy wheels with 205/65-R15 tyres			○	○
● Standard Equipment ○ Option at extra cost				
WEIGHTS kg				
Unladen weight	1517	1552	1557	1642
Payload	628	643	643	628
Maximum laden weight	2145	2195	2190	2270
Max. towing weight (with brakes)	1300	1300	1500	1500
Max. tow hitch download	80	80	80	80
Max. roof rack load	100	100	100	100
BRAKES	Dual circuit, high pressure hydraulic system with discs all round - ventilated at the front. Brake pressure on rear wheels regulated according to load on rear suspension. Electronic ABS standard on all models.			
STEERING	Power assisted - Rack and pinion			
Turns lock to lock	3.17			
Turning circle between kerbs (m)	11.60			
SUSPENSION	Computer-controlled Hydractive II suspension system with switch on centre console for selection of normal or sport mode. All independent MacPherson type struts at the front and trailing arms at the rear, complemented by front and rear anti-roll bars. Constant ride height maintained regardless of load, with lever on centre console enabling variation of ground clearance and facilitating wheel changes.			
FUEL TANK CAPACITY	80 litres (17.6 gallons)			
LOAD SPACE VOLUMES (litres)				
Seats up	720 (25.4 cu.ft)			
Seats down	1960 (69.2 cu.ft)			
INSURANCE GROUP RATINGS	14	15	14	14